

HD Series

HD55 / HD65 / HD72 / HD78





A reputation you can trust


If you're in the market for a light-duty truck, the HD light duty truck series should be the first choice and for good reasons. You'll be joining a growing number of fleet managers and owner-operators worldwide who are choosing the HD light duty truck because of their reputation for reliability and durability. There's an HD light duty truck model that is tailor-made for the job, whatever your requirements. Choose from a wide range of engine options, deck sizes, wheelbase lengths and cab styles. And with every mile driven, HD light duty truck build confidence and pride of ownership.




Flexible, versatile and tough enough for any haul

Whatever your type of business, there's an HD light duty truck series that's right for you.


The HD light duty truck series are available in a wide variety of styles to suit every purpose. And with Hyundai's rock-solid reputation for durability and reliability, you can make your choice with complete confidence.



Dry Van




Refrigerated Van




Press Pack




Press Pack Dumpster



Tank Lorry



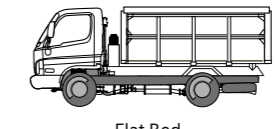
Dump Truck



Crane Truck



Wrecker



Flat Bed



Vacuum Lorry



Mobile Service Car



Safety Loader





Wider Cab Tilting Angle
 Access to the engine compartment is quick and easy thanks to the extra-wide cab tilting angle.

Ready to handle the toughest jobs


Made from heat-treated, hardened steel the ladder frame provides absolute confidence in the maximum GVW rating and safety of the HD light duty truck series. Toughened steel leaf springs and advanced shock absorbers provide optimal resilience and stability.

The HD light duty truck series are powered by the trustworthy D4 engine family - legendary workhorses that now achieve a B10 durability rating of 700,000km - meaning that by an industry-wide test standard, only 10 percent of the engines will require a major overhaul before reaching the 700K km mark:

That's supreme confidence. Also known for their outstanding fuel efficiency, these diesels are available in different displacements, assorted torque outputs and a variety of emission ratings.

Extra-Rigid Frame

Heat-treated, hardened steel is used for the ladder frame that is reinforced with cross-members and rivets (replacing bolt fasteners that are prone to loosening) to minimize chassis flexing and twisting. Zinc plating adds a layer of corrosion resistance.



D4GA17_Euro5
 Displacement : 3, 933cc
 Max Power : 170ps/2,500rpm
 Max Torque : 62kg.m/1,400rpm

D4GA15_Euro4
 3, 933cc
 150ps/2,500rpm
 59kg.m/1,400rpm

D4GA14_Euro4
 3, 933cc
 140ps/2,500rpm
 38kg.m/1,400rpm



D4DD_Euro3
 Displacement: 4,059cc
 Max Power : 140ps/2,800rpm
 Max Torque : 38kg.m/1,600rpm



D4DB13_Euro2
 Displacement: 4,059cc
 Max Power : 130ps/2,900rpm
 Max Torque : 38kg.m/1,600rpm



D4DB-d_Euro2
 Displacement: 4,059cc
 Max Power : 120ps/2,900rpm
 Max Torque : 30kg.m/2,000rpm



D4AL_Euro1/2
 Displacement: 3,298cc
 Max Power : 115ps/3,400rpm
 Max Torque : 29kg.m/2,000rpm



D4DC_Euro1
 Displacement: 4,059cc
 Max Power : 120ps/3,200rpm
 Max Torque : 30kg.m/2,000rpm



D4AF_Euro1
 Displacement: 3,568cc
 Max Power : 100ps/3,400rpm
 Max Torque : 24kg.m/2,000rpm



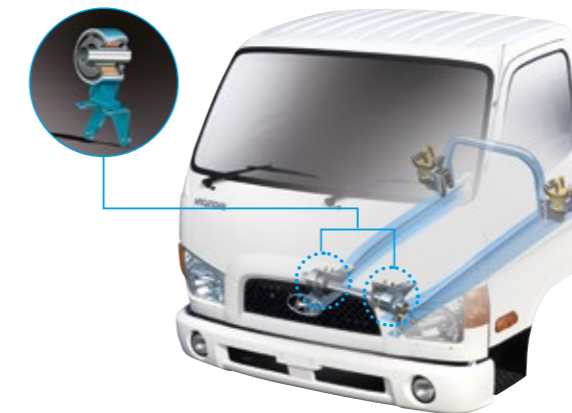
A relaxed driver, a more productive driver

Better working conditions lead to higher productivity—it's a fundamental of good business management. And that's the rule that has been applied to the HD light duty truck cabin design. Cabs are bigger and more comfortable to help relieve the stress of stop-and-go city driving and long haul fatigue.

Seat upholstery and the interior trim have a calming, soothing effect but are rugged and durable. The razor-sharp gauge cluster and wood grain fascia are easy on the eyes while noise, vibration and harshness levels have been reduced to ensure a quiet, relaxed driving environment that drivers will appreciate.

Semi-floating type cab suspension

Rubber mounts are now oil-cushioned to more effectively isolate the cab from nasty potholes and jarring road bumps. The result? A noticeably smoother, gentler ride.



Large grab handles and door pockets

The extra-large size grab handles promote easier entry and egress while handy side pockets built into the doors expand the number of storage options.



Extra-spacious Super Cab

With the Super Cab, 300mm of extra rear space adds a new dimension of flexibility to this class. Whether used for cargo or as a rest area, it multiplies the possibilities and is especially useful on long distance hauls.



Designed so you can take it easy

Driving can be demanding at times but with the HD light duty truck series, the tough jobs become a lot easier. It all starts with great cabin ergonomics and thoughtful design details like determining the optimal swing angle for the doors. The angle has been increased to seventy degrees and a large grab handle has been built into the doors—two minor refinements that make a difference in promoting easier entry and egress.

And thanks to the HD light duty truck series' small minimum turning radius, the HD light duty truck is easy to maneuver around the narrow roads so often encountered in the urban driving environment.

Better visibility elevates driver confidence: slimmer A-pillars widen the forward sight angles while Multi-Focus Reflector headlamps light up the road ahead with impressive efficiency.

With the HD light duty truck series, driving is no longer a job but a pleasure.

Easy to maneuver in city driving

With its 5.0m minimum turning radius, the HD72 Short is easy to handle in tight spots often met in city driving. The HD78 Long's 7.3m turning radius offers impressive maneuverability considering its much longer wheelbase.



Wide Opening Doors

70°-opening angle promotes easier entry and egress.



MFR Headlamps

Multi-Focus Reflectors: a simple and highly efficient design.



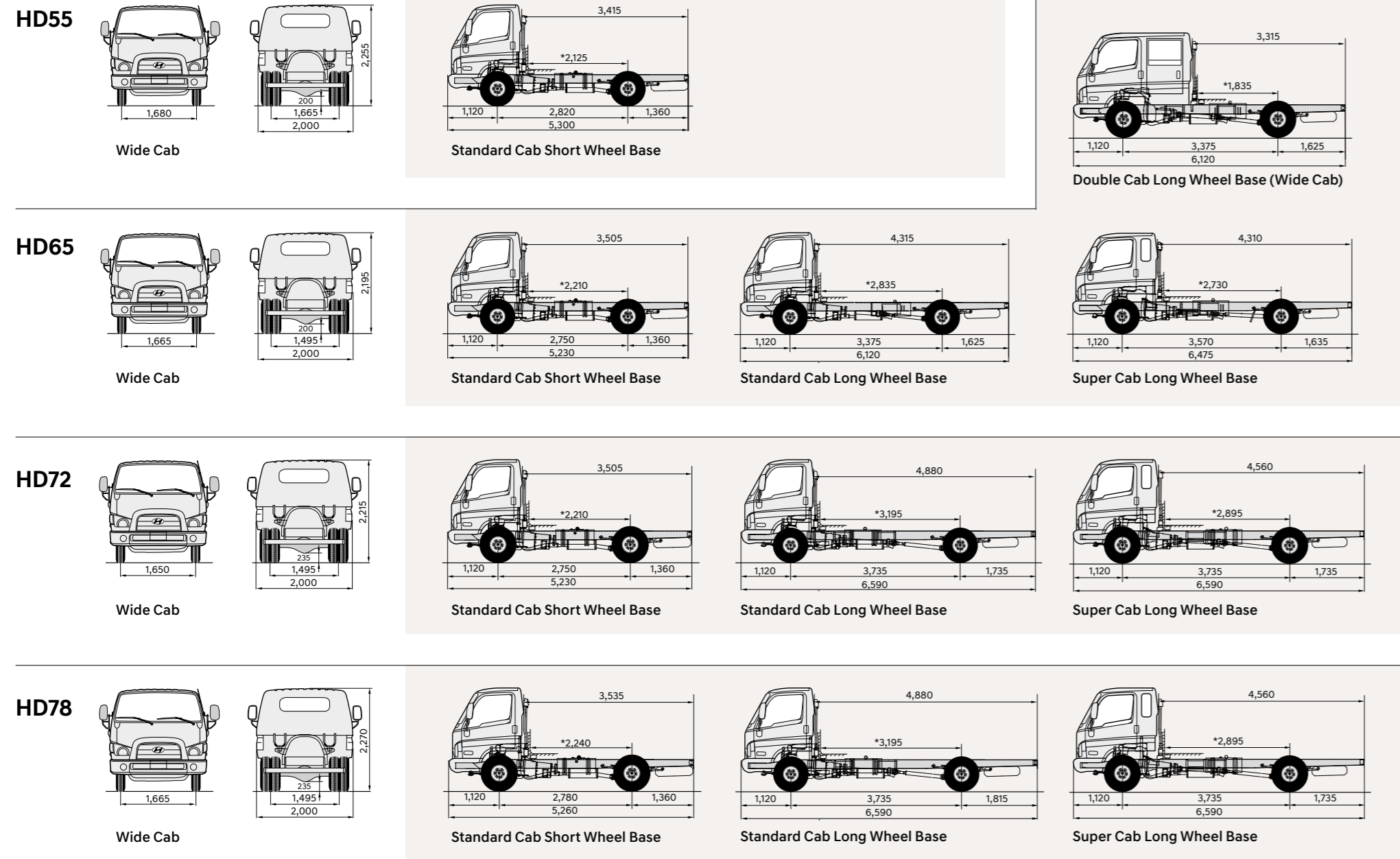


Delivering world-class performance

If you're in the market for a light-duty truck, choosing the HD light duty truck series is a sound business decision. Engineered and tested at Hyundai's world-class research and development facilities using state-of-the-art tools, they meet the highest quality standards and are truly world-class performers.

With the HD light duty truck series' reputation for cost efficiency, minimal downtime and outstanding return on investment, the base of satisfied HD light duty truck owners and operators continues to grow steadily around the world.

Line-up & Dimensions

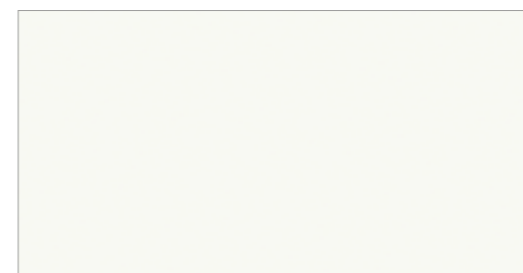


* Cab to Axle

Specifications

Model	Drive System	GVW (kg)			Application Engines		Cab			
		Max	Front	Rear	Short (W.B: 2.8m)	Long (models differ the W.B)	Standard	Super	Double	
HD55 Wide	4X2	5,500	2,500	3,000	F-d D4DC D4DB	-	●			 Standard Cab Super Cab Double Cab
HD65 Wide		6,500	2,300	4,200	D4DD D4GA	(W.B: 3.4m) D4DC D4DD D4GA	●	●	●	
HD72 Wide		7,300	2,600	4,700	D4DC D4DB14/13 D4DD	(W.B: 3.8m) D4DC D4DB14/13 D4DD	●	●		
HD78 Wide		7,800	3,100	4,700	D4DD	(W.B: 3.8m) D4DC D4DB14/13 D4DD D4GA	●	●		

Color Guide



VW (Vanilla White)



OB (Onyx Blue)

Annotations

- 1) This vehicle specifications may differ per country and allow for production tolerance. (Especially for engines, only representative ones are here.)
- 2) Long wheelbase models differ the length of the wheelbase. (e.x. HD 65 is 3.4m, and the others are 3.8m) Please refer to the Dimension table on the left.
- 3) Chassis cab weight includes weight of oil, fuel, coolant and spare tire carrier & bracket, spare tire but exclude standard tool set.
- 3) Hyundai Motor Company reserve the right to make change in specifications, equipments and design or to discontinue models or options without notice at any time.